

SPANISH FOR AGRIBUSINESS OWNERS



Level 1: An Introduction to Agricultural Spanish



New York State Migrant Education Program Department of Identification & Recruitment



Spanish for Agribusiness Owners: Level 1

Created by Emily Callaghan

With contributions from:

Miguel Maldonado

Jenna Vaccarelli

Travis Williamson

Thank you to our work-group members!

Rafael Bruno
Kenny Carmona
Virginia Chesebro
Odilia Coffta

Fernando Espinosa
Miguel Maldonado
Orlando O'Neill
Travis Williamson

Are any of your employees under 22 years of age? Do any of your employees have children? If so, they could qualify for free educational services from our program! Eligible families and students can receive educational and support services and may have access to other services such as free summer programs, English classes, free school and/or other educational supplies, and referrals to other relevant services. Contact your local recruiter for more information!

Recruiter Name: _____ Phone Number: _____

No part of this publication may be reproduced in whole or in part, or stored in a retrieval system, or transmitted in any form or by any means, electronic, mechanical, photocopying, recording, or otherwise, without written permission from the following listed below.

Statewide Contact Information

Will Messier, Director NYS ID&R
100 Saratoga Village Blvd. Ballston Spa, NY 12020
(518) 417-3609
wmessier@nycap.rr.com
www.nysmigrant.org

Table of Contents



Introduction <i>Introducción</i>	1
Letters <i>Letras</i>	2-3
Greetings <i>Saludos</i>	4-5
Numbers <i>Números</i>	6-7
Ordinal Numbers <i>Números ordinales</i>	8
Dairy Cows <i>Vacas lecheras</i>	9
Dairy Vocabulary <i>Vocabulario de lechería</i>	10
Crop Vocabulary <i>Vocabulario de cultivos agrícolas</i>	11
Useful Work Phrases <i>Frases útiles para el trabajo</i>	12
Farm Safety <i>Seguridad en el rancho</i>	13-14
Job Application <i>Solicitud de trabajo</i>	15-16
Food <i>Comida</i>	17-21
Units of Measurement <i>Unidades de medida</i>	22
Tools <i>Herramientas</i>	23
Calendars <i>Calendarios</i>	24-25
Telling Time <i>Decir la hora</i>	26-28
Around the House <i>En la casa</i>	29-30
Prepositions <i>Preposiciones</i>	31
Parts of the Body <i>Partes del cuerpo</i>	32-35
Injuries and Illnesses <i>Lesiones y enfermedades</i>	36-37
Answer Key <i>Llave de respuestas</i>	38-40

INTRODUCTION

Welcome- *¡Bienvenido!* This book was created to help you learn some basic words and phrases that will enable you to communicate with Spanish-speaking individuals in an agricultural work environment. Here are some tips for using the lessons in this book in the most effective way possible, as well as some tips for communicating with Spanish speakers.

- When learning a new Spanish word, make sure to read it, say it, and write it down. Repetition is key!
- If you would like to listen to a new word that you find in this book, use a translator app such as Google Translate, where you have the option to hear how words are pronounced.
- When completing some of the activities in this book, you may read some passages in Spanish where you do not recognize every word. Don't get discouraged! Focus on the words you do know to gain understanding. You can use this same practice while having real-life conversations with Spanish speakers as well.
- This book will provide you with a bank of vocabulary words and important phrases that can be used around the farm. However, to become fluent in Spanish, it is very important to hear and speak the language as much as possible! Listen to Spanish music, watch television or movies in Spanish, and practice speaking Spanish whenever you can. Don't worry about being perfect- Making mistakes is a good way to learn a language!
- The Spanish language is very diverse. The same word may have completely different meanings to speakers who come from different countries. A word that is used in Mexico, for example, may mean something completely different to someone from El Salvador, or may not even be used at all. What country or countries do the Spanish speakers you work with come from? Pay attention to the unique words or phrases that they use on a daily basis. If an employee or co-worker does not understand a word you are using, ask them which word would be better to use in the future.
- There are many indigenous languages that are native to several Spanish-speaking countries. You may find that some of your Spanish-speaking employees or co-workers speak one or more indigenous languages; this could mean that Spanish is actually a second language to them just as it is to you! This could also mean that some of your employees or co-workers may not have the ability to read and/or write in Spanish. Check with your employees to ensure understanding when posting messages or signs that are written in Spanish, especially if they are important safety postings.
- Finally, have fun! Learning a new language is an amazing experience, and working in an environment where multiple languages are spoken can be a wonderful learning opportunity for everyone! Learn from your employees and co-workers, just as they may learn English by speaking with you.

Good luck- *¡Buena suerte!* Let's get started!

LETTERS (LETRAS)

There are 27 letters in the Spanish alphabet. Below, you will find each letter, its name in Spanish, and its pronunciation. The words in parentheses are the pronunciations of the Spanish letters using English sounds. For example, the letter “I” in Spanish is pronounced like the English letter “E,” and the letter sound “ee” is used in parentheses as the correct pronunciation!

A	a (<i>ah</i>)	J	jota (<i>ho-ta</i>)	R	ere (<i>ay-ray</i>)
B	be (<i>bay</i>)	K	ka (<i>ka</i>)	S	ese (<i>ay-say</i>)
C	ce (<i>say</i>)	L	ele (<i>el-ay</i>)	T	te (<i>tay</i>)
D	de (<i>day</i>)	M	eme (<i>em-ay</i>)	U	u (<i>ooh</i>)
E	e (<i>ay</i>)	N	ene (<i>en-ay</i>)	V	ve (<i>bay</i>)
F	efe (<i>eh-fay</i>)	Ñ	eñe (<i>en-yay</i>)	W	doble ve (<i>doh-blay bay</i>)
G	ge (<i>hay</i>)	O	o (<i>oh</i>)	X	equis (<i>ay-keys</i>)
H	hache (<i>ah-chay</i>)	P	pe (<i>pay</i>)	Y	i griega (<i>ee gree-ay-ga</i>)
I	i (<i>ee</i>)	Q	cu (<i>coo</i>)	Z	zeta (<i>say-ta</i>)

Pronunciations

Each vowel in Spanish has its own specific sound. For example, the letter “A” in Spanish is always pronounced the same way (*ah*), unlike the English letter “A” which can be pronounced in various ways (*ah, ay, ae, etc.*).

After this lesson about letters, lessons will no longer include pronunciations for each Spanish word. As you learn how to pronounce each letter, you will be able to correctly read and pronounce words in Spanish!



Spanish Vowel Pronunciations		
A= <i>ah</i>	E= <i>ay</i>	I= <i>ee</i>
O= <i>oh</i>	U= <i>ooh</i>	
Spanish Consonant Pronunciations		
Some consonants are pronounced differently in Spanish than in English. Here are some examples of Spanish letter pronunciations!		
Consonant	How to Pronounce	Examples of Spanish Pronunciation
C	Can be pronounced with a hard or soft "C" sound, just like in English.	<u>Hard C</u> : car- carro (KAR-o) <u>Soft C</u> : cell - célula (SEL-u-la)
G	Is pronounced with a hard "G" sound, unless it comes before the letters "E" or "I" in which case it is pronounced like the English "H."	<u>Hard G</u> : cat- gato (GA-to) <u>Soft G</u> : people gente (HEN-te)
H	Is silent in most Spanish words.	brother- hermano (ER-ma-no)
J	Pronounced like the English "H."	July - julio (HOO-li-o)
LL	Often pronounced like the English "Y" using the "ya" sound	key – llave (YA-vay)
Ñ	This is the only letter of the Spanish alphabet that does not exist in English. This letter is pronounced with the "n-yah" sound.	jalapeño (ha-la-pay-NYO)
R	There are two "R" sounds in Spanish: simple and rolled. Simple "R" is pronounced very closely to a soft "T" such as the "T" in the word "water." Rolled "R" is pronounced with a trill and takes time to master! Words written with a double "R" are pronounced with a rolled "R." While you are perfecting your rolled R's, you may use the simple "R" sound in its place.	<u>Simple R</u> : love - amar (a-MAT) <u>Rolled R</u> : dog - perro (pay-RRO)
V	Is pronounced like the English "B."	cow- vaca (BA-ka)
X	Is pronounced like a hard "H" in English.	Mexico - México (may-HI-ko)
Z	Is pronounced like the English "S."	shoe- zapato (SA-pa-to)

¿Cómo estás?

There are many ways that you can respond to the question “¿Cómo estás?” (How are you?) Here are just a few!

I am good, thank you. And you?	Estoy bien, gracias. ¿Y tú?
I am tired.	Estoy cansado/cansada. *
I am busy.	Estoy ocupado/ocupada. *
I am sick.	Estoy enfermo/enferma. *
I am ok.	Estoy bien.

*Different from English, words in Spanish can be masculine (often ending in O) or feminine (often ending in A). When using these adjectives, use words ending in O for males, and A for females.

Continuing the Conversation

After you greet an employee, you may want to ask them how things are going.

How's your day going?	¿Cómo va tu día?
What is new?	¿Qué hay de nuevo?
How is everything?	¿Cómo está todo?
How is your shift going?	¿Cómo va tu turno?



When Meeting Someone New

What is your name?	¿Cuál es tu nombre?
My name is...	Mi nombre es...
Nice to meet you.	Mucho gusto.
Same here.	Igualmente.

Saying Goodbye- Despedirse

Goodbye	Adiós	So long	Hasta la vista
See you tomorrow	Hasta mañana	See you later	Hasta luego
See you soon	Hasta pronto	See you	Nos vemos

NUMBERS (NÚMEROS)

1	uno	10	diez	19	diecinueve
2	dos	11	once	20	veinte
3	tres	12	doce	30	treinta
4	cuatro	13	trece	40	cuarenta
5	cinco	14	catorce	50	cincuenta
6	seis	15	quince	60	sesenta
7	siete	16	dieciséis	70	setenta
8	ocho	17	diecisiete	80	ochenta
9	nueve	18	dieciocho	90	noventa

To correctly pronounce numbers 21 to 99, translate both parts of the number and connect them with the word and in Spanish (“y”). “Y” is pronounced like the English letter “E” (*ee*). Here are some examples:

55- cincuenta y cinco

31- treinta y uno

67- sesenta y siete

99- noventa y nueve

22- veintidós

73- setenta y tres

Larger Numbers:

100 cien

1000 mil

1,000,000 millón

232- doscientos treinta y dos

1232- mil doscientos treinta y dos


456- cuatrocientos cincuenta y seis

2546- dos mil quinientos cuarenta y seis

612- seiscientos doce

5612- cinco mil seiscientos doce

Numbers on the Farm:






As in English, larger numbers can be pronounced in different ways in Spanish. You can say that this is Cow twelve eighteen, or Cow one thousand two hundred eighteen.

Vaca doce dieciocho

Vaca mil doscientos dieciocho

How do you say these cow numbers in Spanish? Write your answer on the lines. Remember, there is more than one correct way to answer!



Pay to the Order of <u>Juan Carlos Ordonez</u>		No. <u>1027</u>
		Date <u>03/30/2012</u>
		\$ <u>867.35</u>
<u>Eight hundred sixty seven and 35/100</u> *****		Dollars
Address	123 Main Street Maplewood, NY 12345 555-1234	
Memo	Pay Period: 03/01/2012-03/31/2012	

In Spanish, years are usually pronounced as a whole number. (Ex: two thousand twelve rather than twenty twelve).

2012- **dos mil doce**

1995- **mil novecientos noventa y cinco**

Phone numbers are often divided and pronounced as larger numbers.

cinco cincuenta y cinco, doce treinta y cuatro

dollars- **dólares**

cents- **centavos**

\$867.35- **ochocientos sesenta y siete dólares con treinta y cinco centavos**

ORDINAL NUMBERS (NÚMEROS ORDINALES)

1st primero

5th quinto

9th noveno

2nd segundo

6th sexto

10th décimo

3rd tercero

7th séptimo

4th cuarto

8th octavo

Read the following scenario. Write the ordinal number below each field indicating the order in which they were planted.

Your employee Luis planted four fields today. You would like to know in which order they were planted. He tells you the following: *“Primero, sembré el campo grande. Segundo, fui al campo pequeño. El tercer campo que sembré fue el campo en Maple Road. Finalmente, el cuarto campo que sembré fue el campo Baker.”*

Maple Road Field
(Campo de Maple Road)



Big Field
(Campo grande)



Baker Field
(Campo Baker)



Small Field
(Campo pequeño)



Read the following scenario. Write the ordinal number below each person indicating the order in which they will be going to the store.

Your three employees would each like a ride to Walmart. Your pickup truck can only fit one rider, so you will have to make three separate trips. You ask the employees in what order they would like to go. They tell you the following: *“Roberto tiene mucho trabajo hoy, por eso él será el tercero en ir a Walmart. Marisol puede ir ahora, por eso ella es la primera. Yo, Manuel, puedo ser el segundo.”*

Manuel



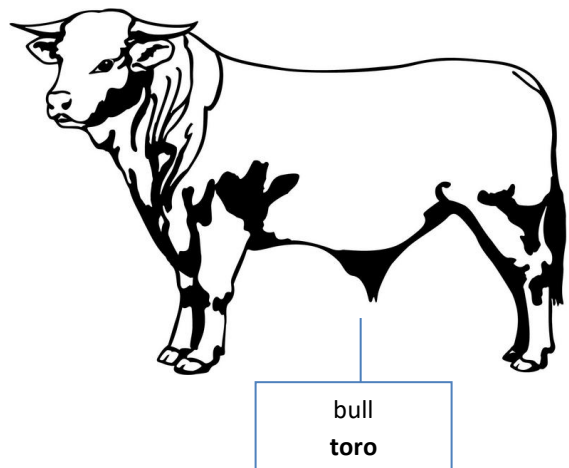
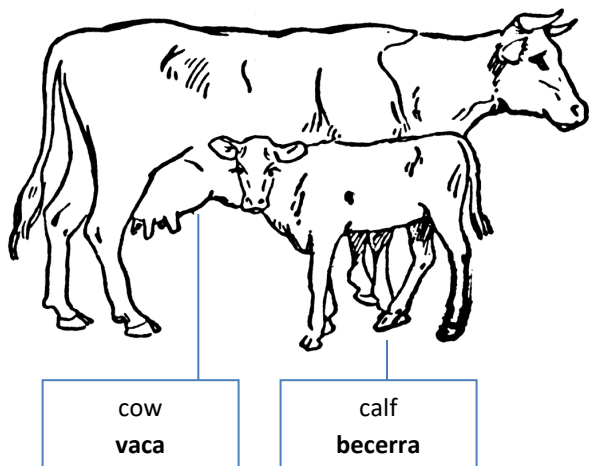
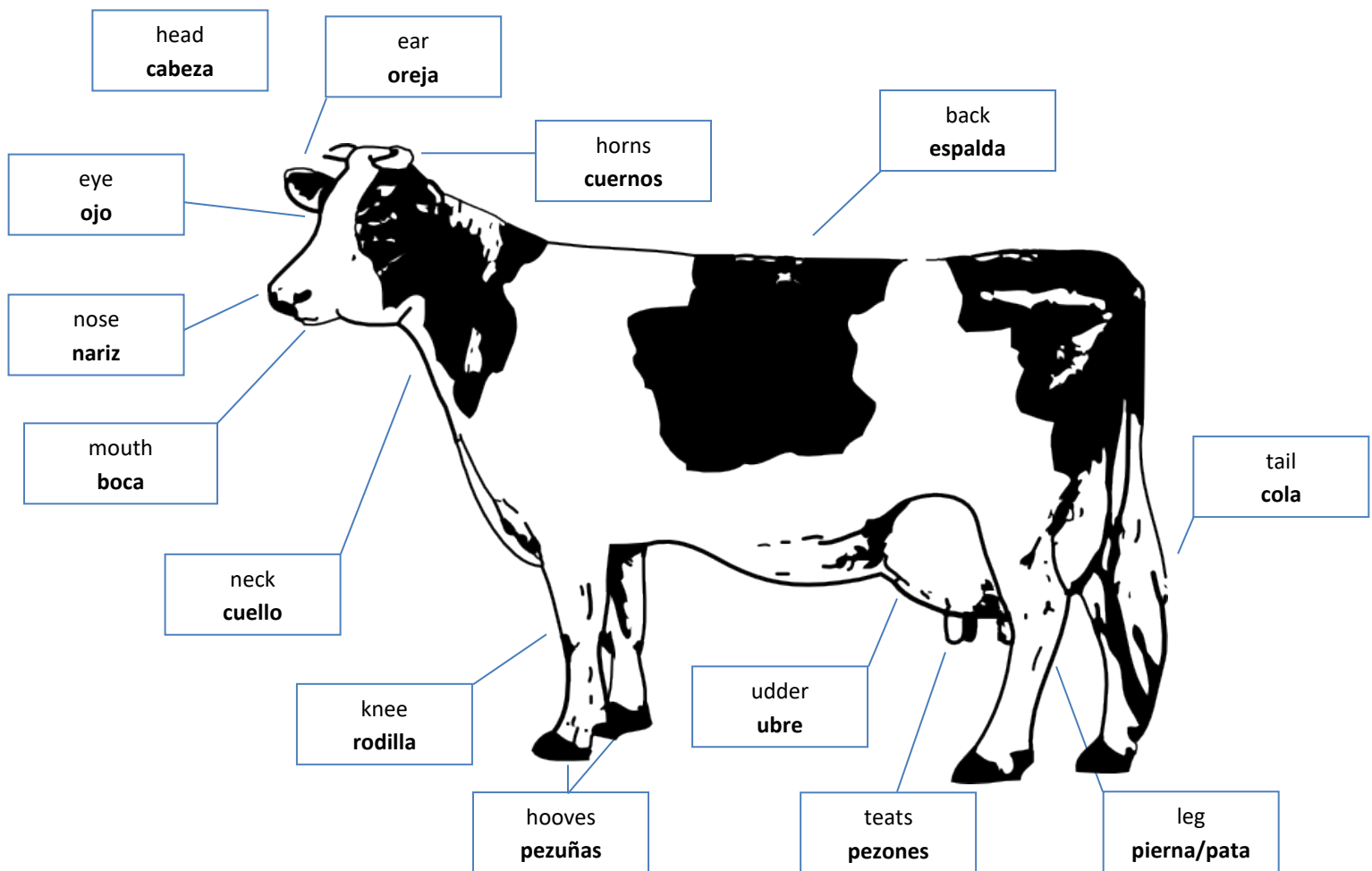
Marisol



Roberto



DAIRY COWS (VACAS LECHERAS)



DAIRY VOCABULARY (VOCABULARIO DE LECHERÍA)



abscess- **absceso**

alley- **pasillo**

antibiotic- **antibiótico**

baler- **empacadora**

barn- **establo**

bedding- **cama**

birth- **parto**

bloat- **timpanismo**

boots- **botas**

bottle- **biberón**

boss- **patrón**

breed- **inseminar**

bunker silo- **silo de bunker**

colostrum- **calostro**

dairy farm- **lechería**

down cow- **vaca caída**

dry cow- **vaca seca**

ear tag- **etiqueta de oreja**

farmer- **ranchero**

feed- **alimentar, alimento**

field- **campo**

foot bath- **pileta/tina para baño de pezuñas**

fresh cow- **vaca fresca**

gas tank- **tanque de gasolina**

gate- **puerta/portón/reja**

gloves- **guantes**

grain- **cereales/granos**

hay/haylage- **heno/ensilaje**

head lock- **cerradura de cabeza**

heifer- **vaquilla**

hutch- **casita**

hose- **manguera**

in heat- **en celo**

iodine- **yodo**

loader- **cargador**

manure- **estiércol**

mechanic- **mecánico**

medicine- **medicina**

milk- **leche**

milk house- **sala de tanques de leche**

milking inflation- **pezonera/chupón de ordeño**

milking machine- **ordeñadora / máquina de ordeñar**

milking parlor- **sala de ordeño**

milk tank- **tanque de leche**

milking unit- **unidad de ordeño**

milking vacuum- **bomba de succión de leche**

mixer wagon- **mezcladora de alimento**

mower- **cortadora**

needle- **aguja**

pail- **cubeta**

pitchfork- **horquilla**

plow- **arado**

pregnant- **preñada**

sanitize- **desinfectar**

sell (cull)- **vender (desechar)**

shovel- **pala**

sick- **enfermo**

silage- **ensilaje**

somatic cells- **células somáticas**

spreader- **esparcidor**

teat dip- **desinfectante para pezones**

tire- **llanta**

towel- **toalla**

trailer- **remolque**

truck- **camión/camioneta**

vaccination- **vacuna**

veterinarian- **veterinario**

wart- **verruga**

CROP FARMING VOCABULARY

(VOCABULARIO DE CULTIVOS AGRÍCOLAS)



bag	bolsa		
bucket	cubeta		
chainsaw	motosierra		
chemical	sustancia química		
compost	abono		
crate	caja/cajón	plastic	plástico
crops	cultivos	prune	podar
fertilizer	fertilizante	pump	bomba
fire	fuego	rain	lluvia
frost	escarcha	sanitize	desinfectar
grade	clasificar	season	temporada
greenhouse	invernadero	spears	tijeras de podar
harvest	cosechar	soil	tierra/ barro
herbicide	herbicida	tractor	tractor
hose	manguera	trailer	tráiler
irrigation	irrigación	truck	camión
knife	cuchillo	warehouse	bodega
mulch	mantillo	water	agua
ladder	escalera	water (action)	regar
organic	orgánico	weed (action)	desmalezar
pack	empacar	weeds	mala hierba
pallet	palet	well	pozo
pesticide	pesticida	wheelbarrow	carretilla
plant	sembrar/plantar	yield	cosecha

Common Crops in New York State

(Cultivos comunes en el estado de Nueva York)

apple	manzana	flowers	flores	pepper	pimiento
beet	remolacha	garlic	ajo	potato	papa
blueberries	arándanos	grapes	uvas	pumpkin	calabaza
cabbage	repollo	hay	heno	squash	calabaza
carrot	zanahoria	lettuce	lechuga	strawberries	fresas
cherries	cerezas	onion	cebolla	tomato	tomate
corn	elote	peach	durazno	tree	árbol
cucumber	pepino	pear	pera	zucchini	calabacita

USEFUL WORK PHRASES

(FRASES ÚTILES PARA EL TRABAJO)

DAIRY FARM PHRASES

- Feed the cows in Barn 2. **Alimenta a las vacas del Establo 2.**
- Lock in the cows in Group 3. **Encierra las vacas del Grupo 3.**
- Unlock the headlocks. **Abre las cerraduras de cabeza.**
- Push up the feed in Group 1. **Empuja el alimento en el Grupo 1.**
- What is the cow's number? **¿Cuál es el número de la vaca?**
- The cow's number is 1826. **El número de la vaca es dieciocho veintiséis.**
- What time will you finish milking? **¿A qué hora vas a terminar de ordeñar?**
- What time did you start milking? **¿A qué hora empezaste a ordeñar?**
- Please clean up the break room. **Por favor, limpia la sala de descanso.**
- Give the calf a bottle of colostrum. **Dale un biberón de calostro a la becerra.**
- Move cow 273 to the sick group. **Mueve la vaca dos setenta y tres al grupo de vacas enfermas.**
- Check on the cows in the maternity pen. **Checa las vacas del corral de maternidad.**
- We need to pull the calf. **Tenemos que extraer al becerro.**
- Can you spread manure in the big field? **¿Puedes esparcir estiércol en el campo grande?**



OTHER FARM PHRASES

- Drive the tractor to the machinery shed. **Lleva el tractor al cobertizo de maquinaria.**
- Plow the back field. **Pasa el arado en el terreno de atrás.**
- Put gas in the truck. **Pon gasolina al camión.**
- Pick the orchard on Maple Road today. **Ve a pisacar en la huerta de Maple Road hoy.**
- Put the equipment in the truck. **Pon el equipo en el camión.**
- Put the ladder back when you are done. **Devuelve la escalera cuando termines.**
- Take a break. **Toma un descanso.**
- Be ready to work at 6am tomorrow. **Prepárate para trabajar a las 6 a.m. mañana.**
- We will plant cabbage today. **Vamos a sembrar repollo hoy.**
- Today we will be working late. **Hoy vamos a trabajar hasta tarde.**
- Today we will be finishing up early. **Hoy vamos a terminar temprano.**
- I need the day off. **Necesito el día de descanso.**
- Call Miguel to see if he can work today. **Llama a Miguel a ver si él puede trabajar hoy.**

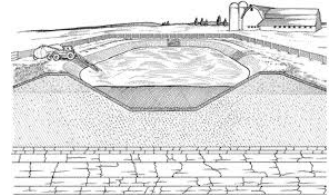


FARM SAFETY (SEGURIDAD EN EL RANCHO)

There are many dangers on the farm, and it is important to always keep employees and visitors safe. Here are some useful Spanish phrases that can help you teach your employees to be safe at work.

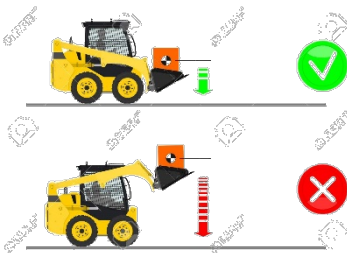
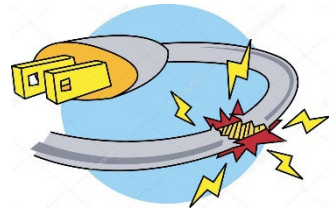
Do not drive or walk close to the edge of manure storage areas.

No maneje ni camine cerca del borde del almacenaje del estiércol.



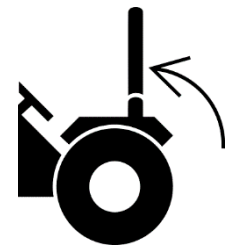
Always have an escape route available when you are working with large animals. **Mantenga siempre una ruta de escape mientras trabaja con animales grandes.**

Watch out for frayed or broken electrical cords. If you see a broken cord, let someone know and do not touch it. **Este atento a cables eléctricos raídos o rotos. Si encuentra un cable raído, avise a alguien inmediatamente y no lo toque.**




When carrying a load in a skidsteer or payloader, keep the bucket as low as possible to prevent overturns. **Al llevar una carga en un cargador, mantenga la pala lo más bajo posible para prevenir vuelcos.**

Always wear a seatbelt when driving a tractor with Roll-Over Protection (ROPS). **Use siempre el cinturón de seguridad cuando maneje un tractor con protector contra volcadura (ROPS).**



Stay away from power take-off shafts (PTOs). Alert someone if the PTO shield is missing or broken. **Manténgase alejado de los ejes de toma de fuerza (PTO). Avise a alguien si la protección de PTO no está instalada o si está rota.**

Use gloves, eye protection, and a face mask when working with hazardous chemicals. **Use guantes, protección de ojos, y mascarilla protectora cuando trabaje con sustancias químicas.**



Never enter a silo, manure storage area, milk tank, or grain storage bin without proper safety equipment. **Nunca entre en un silo, almacenaje de estiércol, tanque de leche, ni depósito de granos sin los equipos de seguridad adecuados.**

Use ear protection when operating loud agricultural equipment. **Use protector de oídos cuando maneje equipo agrícola ruidoso.**



While working outside in the heat, it is important to take breaks in the shade and drink plenty of water. **Mientras trabaje afuera en áreas soleadas, es importante descansar en la sombra y tomar mucha agua.**

Use proper protection when working with or near pesticides. Remove clothing before entering your home and wash it immediately. **Use protección adecuada cuando trabaje con o cerca de los pesticidas. Quítese la ropa antes de entrar en la casa, y lávela inmediatamente.**



Farm Safety Resources

- ✓ For information about OSHA-required safety trainings and access to training materials, visit <https://www.osha.gov/dsg/topics/agriculturaloperations/>
- ✓ To access free OSHA-approved bilingual safety signs, visit our website at www.nysmigrant.org and click on “Recruiter Resources.” Then select “Downloadable Farm Safety Signs.”
- ✓ Free bilingual safety sheets are available at <https://gemplers.com/pages/safety-training>

JOB APPLICATION (SOLICITUD DE EMPLEO)



Name	Nombre	Position	Puesto
Date of birth	Fecha de nacimiento	Start date	Fecha de inicio
Gender	Género	Experience	Experiencia
Address	Dirección	Education	Educación
Phone number	Número de teléfono	Work	Trabajo
Email address	Correo electrónico	Skills	Habilidades

Here are some useful phrases for conducting a job interview or talking to a new employee:

- Do you have any job experience? *¿Tienes experiencia de trabajo?*
- Where did you work before? *¿Dónde trabajaste antes?*
- Do you know how to milk cows/drive tractors/trim trees? *¿Sabes ordeñar vacas/ manejar tractores/ podar árboles?*
- Do you need housing? *¿Necesitas vivienda?*
- How long will you work here for? *¿Por cuánto tiempo vas a trabajar acá?*
- Do you drink alcohol or take drugs? *¿Tomas alcohol o drogas?*
- When can you start? *¿Cuándo puedes empezar?*
- Your day off will be Sunday. *Vas a descansar los domingos.*
- Your first day will be Monday. *Tu primer día va a ser el lunes.*
- We will pay you \$14 per hour. *Te vamos a pagar catorce dólares por hora.*
- We will pay you each Friday. *Te vamos a pagar los viernes.*

You are talking with a new employee who you hired to milk cows. Can you figure out his name, work experience, and how long he is planning on working for you?

“Mucho gusto, mi nombre es Eladio. Yo tengo tres años de experiencia ordeñando vacas en una lechería en Vermont. Voy a trabajar acá por dos o tres años, y después voy a volver a Guatemala.”

Name: _____

Work Experience: _____

Length of Employment: _____



Job Application- Solicitud de Empleo

Personal Information- Información Personal

Name/**Nombre:** _____ Date/**Fecha:** _____
Last Name/Apellido *First Name/Nombre*

Address/**Dirección:** _____
Street Address/Dirección de calle

City/Ciudad *State/Estado* *ZIP Code/Código postal*

Phone/**Número de teléfono:** _____

Email/**Correo electrónico:** _____

Position applied for/**Puesto que solicita:** _____

Work Experience- Experiencia Laboral

What was your last job? **¿Cuál fue su último empleo?**

Company Name/**Nombre de la empresa** _____

Position/**Puesto** _____

Job Duties/**Labores** _____

Employment Questions- Preguntas de Empleo

When can you start work? **¿Cuándo puede empezar a trabajar?** _____

For how long can you work here? **¿Por cuánto tiempo puede trabajar aquí?**

What other experience do you have that will help you do this job? **¿Tiene experiencia adicional que le podría ayudar en este trabajo?**

Do you speak English? **¿Habla inglés?** Yes/Si No/No A Little/Un poco

Signature- Firma

I certify that this information is accurate. Yo certifico que esta información es cierta.

Signature/**Firma:** _____ Date/**Fecha:** _____

FOOD (COMIDA)

Vegetables

lettuce
carrot
celery
corn
cucumber
cabbage
tomato
potato
pumpkin
beans
broccoli
cauliflower
onion
garlic
peas
mushrooms
asparagus
squash

Verduras

lechuga
zanahoria
apio
maíz
pepino
repollo
tomate
papa
calabaza
frijoles
brócoli
coliflor
cebolla
ajo
chícharos
hongos
espárragos
calabaza



to cook **cocinar**



to bake **hornear**



groceries **abarrotes**

Fruit

apple
banana
strawberry
pineapple
orange
peach
watermelon
grapes
cherry
coconut
plum
raspberry
grapefruit
lemon
lime

Frutas

manzana
plátano
fresa
piña
naranja
durazno
sandía
uvas
cereza
coco
ciruela
frambuesas
toronja
limón amarillo
limón verde



Draw a line between the fruit or vegetable and its color. Each color should have three or four fruits or vegetables connected to it. See the example below.

naranja cereza plátano pepino
zanahoria fresa piña uvas apio
frambuesa calabaza maíz manzana
ciruela limón amarillo espárragos tomate

rojo

verde

amarillo

anaranjado

morado

Meats

hamburger
ground beef
steak
chicken
chicken wings
turkey
ham
bacon
pork
hot dogs
sausage
tongue
fish

Drinks

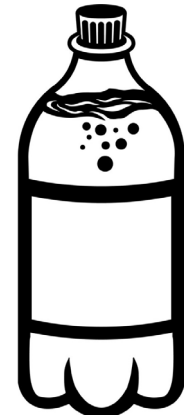
water
juice
milk
coffee
tea
iced tea
soda
beer
wine
liquor

Carnes


hamburguesa
carne molida
bistec
pollo
alas de pollo
pavo
jamón
tocino
puerco
hot dogs
salchichón (chorizo)
lengua
pescado

Bebidas

agua
jugo
leche
café
té
té helado
refresco
cerveza
vino
licor



liter **litro**



gallon **galón**



six pack **canastilla**

Other Foods

cookies

cake

sauce

dressing

pasta

rice

bread

cheese

yogurt

ice cream

butter

spices

salt

pepper

oil

sugar

flour

eggs

Otras Comidas

galletas

pastel

salsa

aderezo

pasta

arroz

pan

queso

yogur

helado

mantequilla

especias

sal

pimienta

aceite

azucar

harina

huevos



supermarket **supermercado**



food truck **camión
de comida**

See the next page for a bilingual shopping list that includes many common Latin foods. This list can help you communicate with your Spanish-speaking employees if you go shopping for them. The electronic version of this list is clickable and includes links to pictures of some of the Latin foods on the list. To access an electronic copy of this list, scan the QR code to the right with your phone's camera or a QR Reader app. These apps can be downloaded for free through the app store on your smart phone.



Shopping List

Print this document to help your employee make a shopping list. Click on the underlined items to see an example of the product.

Quantity:	Meat/Carnes	Quantity:	Fruit/Frutas	Quantity:	Drinks/Bebidas
	Beef Ribs/Costillas de Res		Apples/Manzanas		Apple Juice/Jugo de Manzana
	Chicken Breast/Pechuga de Pollo		Bananas/Plátanos		Milk/Leche
	Chicken Drumsticks/Piernas de Pollo		Grapes/Uvas		Soda/Refresco
	Chicken Hotdogs/Salchichas de Pollo		<u>Limes/Limones</u>		Gatorade/Gatorade
	Chicken Thighs/Muslos de Pollo		Mangos/Mangos		Water/Agua
	Chicken Wings/Alas de Pollo		Oranges/Naranjas		Redbull
	Ground Beef/Carne Molida de Res		Papayas/Papayas		Monster
	Steak/Bistec		Pears/Peras		Fruit Juice/Jugo de Fruta
	Turkey/Pavo		Watermelons/Sandias		<u>Pedialyte/Pedialyte</u>
	Whole Chicken/Pollo Entero		Strawberries/Fresas		Instant Coffee/Café instantaneo
Quantity:	Other/Otros	Quantity:	Vegetables/Verduras	Quantity:	Miscellaneous/Varios
	Bread/Pan		Broccoli/Brócoli		Garbage Bags/Bolsas de basura
	Bread Crumbs/Pan Molido		Cabbage/Repollo		Napkins/Servilletas
	Butter/Mantequilla		Carrots/Zanahorias		Paper Plates/Platos de Papel
	Cake/Pastel		Cauliflower/Coliflor		Paper towels/Toallas de Papel
	Chicken Bouillon Cubes/Cubos de Caldo de Pollo		<u>Chayote/Chayote</u>		Plastic Spoons/Forks etc./Cucharas/Tenedores de Plástico
	Chips/Papitas		Chili Peppers/Chiles		Bottled Water/Agua en Botella
	Donuts/Donas		Corn on the Cob/Elotes		Aluminum Foil/Papel de Aluminio
	<u>Green hot sauce (hot)/Salsa Verde Picante</u>		Cucumbers/Pepinos		<u>Tortilla Griddle/Comal</u>
	Ice cream/Helado		Lettuce/Lechuga		Tortilla Press/Prensa de Tortillas
	<u>Maseca/Maseca</u>		Onions/Cebollas		
	<u>Powdered Milk (Nestle Nido)/Leche en Polvo</u>		Potatoes/Papas		
	Rice/Arroz		Radishes/Rábanos		
	<u>Sazon (spice packs)/Especias para Sazonar</u>		Squash/Calabaza		
	Sugar/Azucar		Tomatoes/Tomates		
	Vegetable Oil/Aceite Vegetal		<u>Chile Guajillo</u>		
	<u>Corn Oil/Aceite de Maiz</u>		<u>Chile de árbol</u>		
	Yogurt/Yogurt		<u>Chile Ancho</u>		
	Cilantro		<u>Chipotles en Adobo</u>		pkg=paquete
	<u>Queso Fresco</u>		<u>Green Tomatoes/ Tomatillos</u>		lbs=libras
	<u>Adobo Seasoning/Adobo</u>				
	<u>Mole/Mole</u>				
	<u>Pork Lard/Manteca de Cerdo</u>				
	Pork Rinds/Chicharrones		<u>Refried Beans/Frijoles Refritos</u>		
	Sweet Bread/Pan Dulce		<u>Hot Sauce/Salsa Picante</u>		
	Sour Cream/Crema Ácida		Eggs/Huevos		
	Corn Torillas/Tortillas de Maíz		Hot Dogs/Salchicha, Hot Dog		
	Flour Tortillas/Tortillas de Harina		Salt/Sal		

UNITS OF MEASUREMENT (UNIDADES DE MEDIDA)

Key Verbs:

To measure
medir

To weigh
pesar

Distance

centimeter
meter
inch
foot
yard
acre
mile
kilometer

Distancia

centímetro
metro
pulgada
pie
yarda
acre
milla
kilómetro



tape measure **cinta métrica**

Weight

ounce
pound
ton

Peso

onza
libra
tonelada



ruler **regla**

Other Vocabulary

length
width
height
area
perimeter

Otro Vocabulario

longitud
ancho
altura
área
perímetro



scale **báscula**

TOOLS (HERRAMIENTAS)

axe
bolt
box cutter
chainsaw
drill
flashlight
hammer
level
nails


hacha
tornillo
cortador
motosierra
taladro
linterna
martillo
nivel
clavos



nut
pliers
saw
scissors
screwdriver
screws
wrench
washer

tuerca
pinzas
sierra
tijeras
destornillador
tornillo
llave
rondana

Your employee comes to you with the following problem. What tool(s) do you give them to fix it? Write your answer in Spanish on the line!



“Se rompió la cerca.”
(The fence is broken.)



“Se cayó el árbol y bloqueó el camino”
(The tree fell and is blocking the path.)



“La rueda de la carretilla esta suelta.”
(The wheelbarrow wheel is loose.)

CALENDARS (CALENDARIOS)

What is the date? **¿Cuál es la fecha?**

Today is... **Hoy es...**

Months

Meses

January	enero
February	febrero
March	marzo
April	abril
May	mayo
June	junio
July	julio
August	agosto
September	septiembre
October	octubre
November	noviembre
December	diciembre



Days of the Week

Días de la semana

Monday	lunes
Tuesday	martes
Wednesday	miércoles
Thursday	jueves
Friday	viernes
Saturday	sábado
Sunday	domingo

Other Vocabulary

today	hoy	next week	la próxima semana
tomorrow	mañana	last month	el mes pasado
yesterday	ayer	schedule	horario

When saying the date in English, the month is before the day. For example: May 4th or 5/4. However, in many languages, including Spanish, the date is before the month. For example: 4 de mayo, or 4/5. Here are some more examples:

Today is Monday, April 8th. **Hoy es lunes, 8 de abril. (8/4)**

Today is Wednesday, October 20th. **Hoy es miércoles, 20 de octubre. (20/10)**

Today is Saturday, May 2nd. **Hoy es sábado, 2 de mayo. (2/5)**

Today is Friday, July 14th. **Hoy es viernes, 14 de julio. (14/7)**



Write your answer to the following question in Spanish:

¿Cuál es la fecha de hoy? What is today's date? _____

NOVIEMBRE

DOMINGO	LUNES	MARTES	MIÉRCOLES	JUEVES	VIERNES	SÁBADO
					1	2
3	4	Walmart- 10am	6	7	8	Día de descanso- 5pm
Clase de inglés- 8pm	11	12	13	Reunión de empleados- 12pm	15	16
17	18	19	20	21	22	23
24	25	26	27	28	Cumpleaños de Juan- 2pm	30

Answer the following questions about the calendar using the correct date in Spanish.

Example: ¿Cuál es la fecha de la reunión de empleados? Es el jueves, 14 de noviembre.

1. ¿Cuál es la fecha de la clase de inglés? _____
2. ¿Cuál es la fecha del día de descanso? _____
3. ¿Cuál es la fecha de hacer las compras en Walmart? _____
4. ¿Cuál es la fecha del cumpleaños de Juan? _____

Here are some useful phrases related to calendars and dates:

- Can I have the day off tomorrow? **¿Puedo tomar un día de descanso mañana?**
- I can't work next Thursday. **No puedo trabajar el próximo jueves.**
- Can you work an extra shift on Sunday afternoon? **¿Puedes trabajar un turno extra el domingo en la tarde?**
- I will take you to Walmart on Wednesday at 2pm. **Te voy a llevar a Walmart el miércoles a las 2pm.**
- You will be taking Mondays off. **Vas a descansar los lunes.**
- I will pay you each Friday. **Te voy a pagar los viernes.**
- When can you start working? **¿Cuándo puedes empezar el trabajo?**
- When is your last day of work? **¿Cuándo es tu último día de trabajo?**
- We have a meeting Tuesday at 3:00. **Tenemos una reunión el martes a las 3:00.**
- Check the schedule to know when you work. **Checa el horario para saber cuándo trabajas.**

TELLING TIME (DECIR LA HORA)

In Spanish, there are different phrases we can use to say what time it is. As in English, sometimes there is more than one way to say the same time. For example, in English we can say it is 10:15 by saying: "It is ten fifteen" or "It is quarter past ten." In this lesson, you will discover different ways to say what time it is in Spanish.

What time is it? ¿Qué hora es?

It's one o'clock. Es la una en punto.



It's six o'clock. Son las seis en punto.



It's eleven o'clock. Son las once en punto.

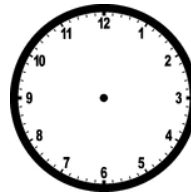


In the left-hand column, write the correct time in Spanish on each line.

In the right-hand column, read what time it is and draw the correct time on each clock.



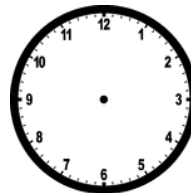
Son las _____.



Son las diez en punto.



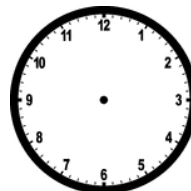
Son las _____.



Son las siete en punto.



Son las _____.



Son las cuatro en punto.

What time is it? ¿Qué hora es?

It's half past six. **Son las seis y media.**



It's quarter of three. **Son las tres menos cuarto.**



It's quarter past nine. **Son las nueve y cuarto.**

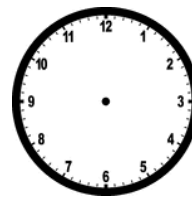


In the left-hand column, write the correct time in Spanish on each line.

In the right-hand column, read what time it is and draw the correct time on each clock.



Son las _____.



Son las siete y media.



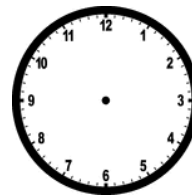
Son las _____.



Son las cuatro y media.



Son las _____.



Son las doce menos cuarto.



Son las _____.



Son las cinco y cuarto.

To say the exact time in Spanish, we say the number of hours *and* (y) the number of minutes.

For example, the literal translation of 3:12 in Spanish is “*three and twelve*” (tres y doce).



10:17
Son las diez y diecisiete.



05:55
Son las cinco y cincuenta y cinco.



2:28
Son las dos y veintiocho.



7:41
Son las siete y cuarenta y uno.


Other Vocabulary

hour	hora	afternoon	tarde	early	temprano
minute	minuto	night	noche	late	tarde
second	segundo	now	ahora	a.m.	a.m. (ah ay-may)
morning	mañana	appointment	cita	p.m.	p.m. (pay ay-may)

Here are some useful phrases related to time.

- Your shift is from 4 p.m. until 4 a.m. ***Tu turno es de cuatro p.m. a cuatro a.m.***
- Take a break in ten minutes. ***Toma un descanso en diez minutos.***
- I need you to stay an extra hour. ***Necesito que te quedes una hora extra.***
- I need you to come in two hours early. ***Necesito que vengas dos horas antes.***
- Can I leave a half hour early? ***¿Puedo irme media hora antes?***
- The milk truck comes each morning. ***El camión de leche viene cada mañana.***
- The veterinarian will be here at 2:20. ***El veterinario va a llegar a las dos y veinte.***
- You will start work at 5:15 in the morning. ***Vas a empezar el trabajo a las cinco y cuarto de la mañana.***
- What time do you want me to start work? ***¿A qué hora debo empezar el trabajo?***
- Take a thirty-minute break at noon. ***Toma un descanso de treinta minutos al mediodía.***
- Punch in at 3:00. ***Checa entrada a las tres en punto.***
- Punch out at 6:00. ***Checa salida a las seis en punto.***

AROUND THE HOUSE (EN LA CASA)



KITCHEN COCINA

sink	fregadero	microwave	microondas	pan	sartén
refrigerator	refrigeradora	countertop	encimera	pot	olla
stove	estufa	blender	licuadora	cook	cocinar
oven	horno	toaster	tostador	shelf	repisa
dishwasher	lavaplatos	coffee maker	cafetera		

LIVING ROOM SALA

sofa	sofá	lamp	lámpara	cable box	decodificador
table	mesa	rug	alfombra	satellite dish	antena parabólica
chair	silla/sillón	television	televisión		

BEDROOM DORMITORIO

bed	cama	dresser	cómoda	closet	armario
blanket	cobija	curtains	cortinas	mattress	colchón

BATHROOM CUARTO DE BAÑO

toilet	inodoro	bathtub	baño	drain	desagüe
shower	ducha	sink	lavamanos		

PROBLEMS IN THE HOUSE PROBLEMAS EN LA CASA


fix/repair	arreglar	break down	descomponer	rat	rata
broken	roto	cockroach	cucaracha	bedbugs	chinchas
work/run	funcionar	mouse	ratón		

OTHER PARTS OF THE HOUSE OTRAS PARTES DE LA CASA

roof	techo	floor	suelo/piso	door	puerta
ceiling	techo	window	ventana	garage	garaje
dining room	comedor	yard	patio	dryer	secadora
basement	sótano	attic	desván	washer	lavadora
heat	calefaccion				

If your employees live in housing that you own, you will need to communicate when things must be repaired. Here are some useful phrases for these situations.

- The sink is broken. *El fregadero se descompuso.*
- The heat is not working. *El calentón no funciona.*
- I need a new mattress. *Necesito un colchón nuevo.*
- Can you fix the dishwasher? *¿Puedes arreglar el lavaplatos?*
- What is wrong with the refrigerator? *¿Qué pasa con la refrigeradora?*
- When did it stop working? *¿Cuándo dejó de funcionar?*
- I can fix it Friday at 2pm. *Puedo arreglarlo el viernes a las 2pm.*
- I need to order parts to fix that. *Tengo que ordenar repuestos para arreglarlo.*
- Is there anything that needs to be repaired? *¿Hay algo que necesita reparaciones?*



Write the name of the rooms in Spanish in the house pictured above.

1. _____

2. _____

3. _____

4. _____

PREPOSITIONS (PREPOSICIONES)

Prepositions are words that we use to describe where something is. Here are a few examples:

above	arriba de	inside	dentro de
below/under	abajo de	outside	fuera de
beside	al lado de	next to	al lado de
between	entre/en medio de	on	encima de
by	por	in front of	en frente de

Read the sentences below. Answer each question that begins with “**Dónde está/están**” (*Where is/are*) by writing your answer on the line.

1. The truck keys are on the table. **Las llaves para el camión están encima de la mesa.**

¿Dónde están las llaves? Encima de la mesa.

2. The eggs are under the hen. **Los huevos están debajo de la gallina.**

¿Dónde están los huevos? _____

3. The tractor is next to the machinery shed. **El tractor está al lado del cobertizo de maquinaria.**

¿Dónde está el tractor? _____

4. The cow is in front of the pen. **La vaca está en frente del corral.**

¿Dónde está la vaca? _____

Question Words

who	quién	why	por qué
what	qué	how	cómo
when	cuándo	how many	cuántos
where	dónde	how much	cuánto




Las manzanas están dentro de la cesta.
The apples are inside the basket.

PARTS OF THE BODY (PARTES DEL CUERPO)

Head- Cabeza

face	cara	eyelashes	pestañas
eyebrows	cejas	ears	orejas
eyes	ojos	cheek	mejilla
hair	cabello	chin	barbilla
nose	nariz	forehead	frente

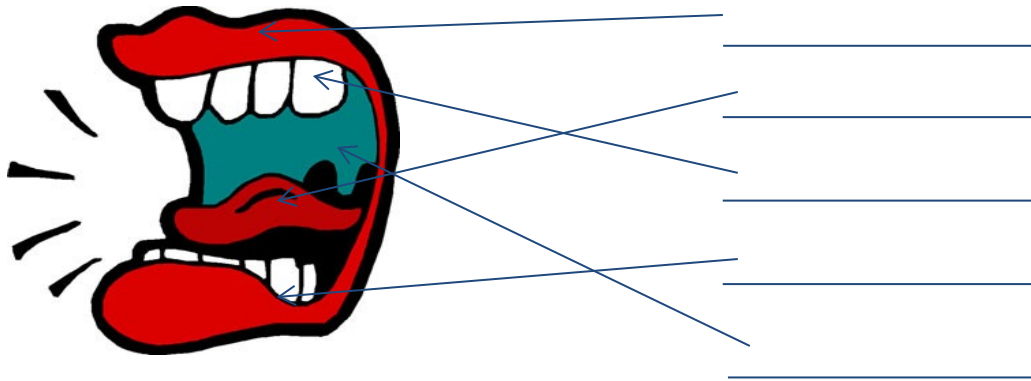
Write the Spanish name for each part of the head on the lines below.



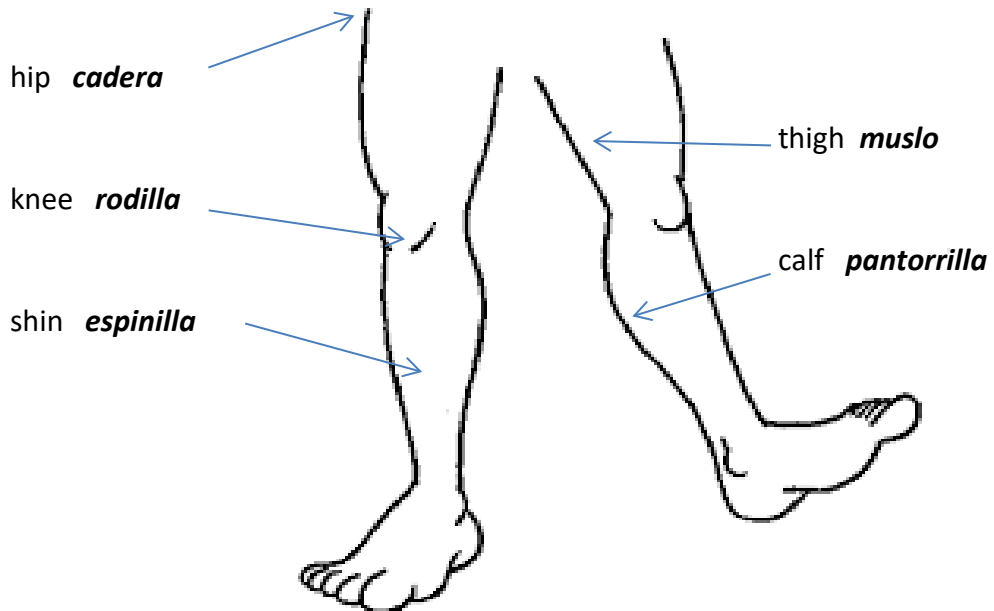
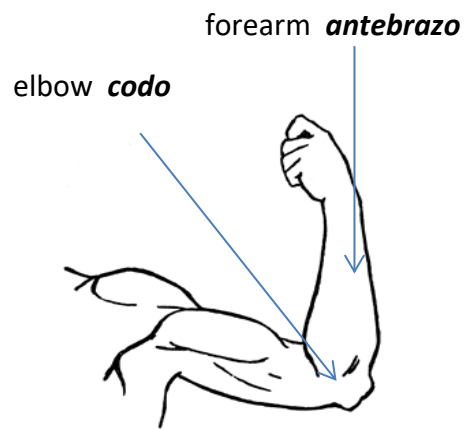
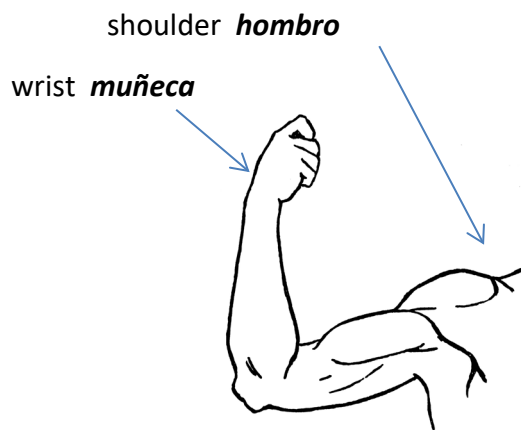
Mouth- Boca

lips	labios	tooth	diente
tongue	lengua	throat	garganta
gums	encías		

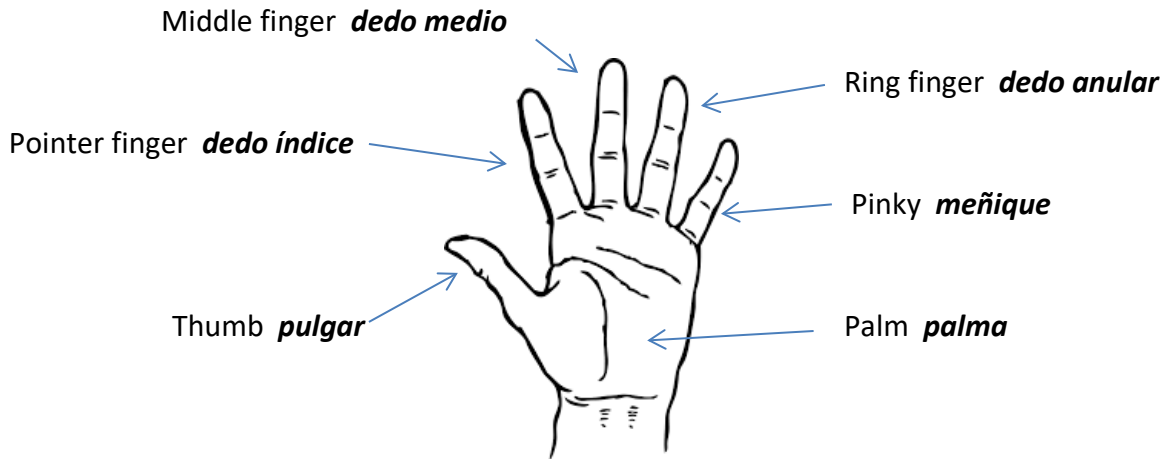
Write the Spanish name for each part of the mouth on the lines below.



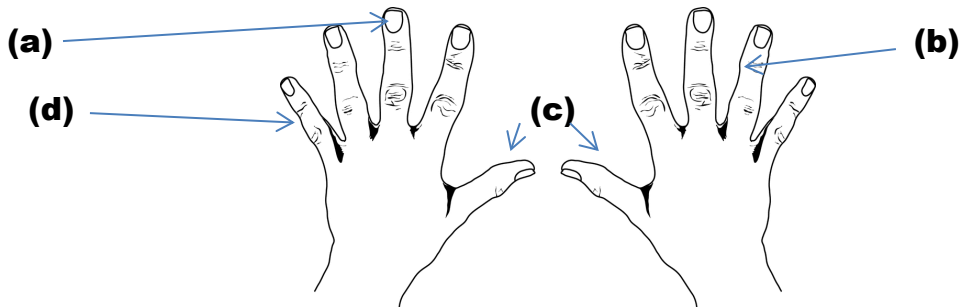
Arms and Legs- **Brazos y Piernas**



Hands- Manos



Write the Spanish name for each part of the hand on the lines below.



(a) _____

(b) _____

(c) _____

(d) _____

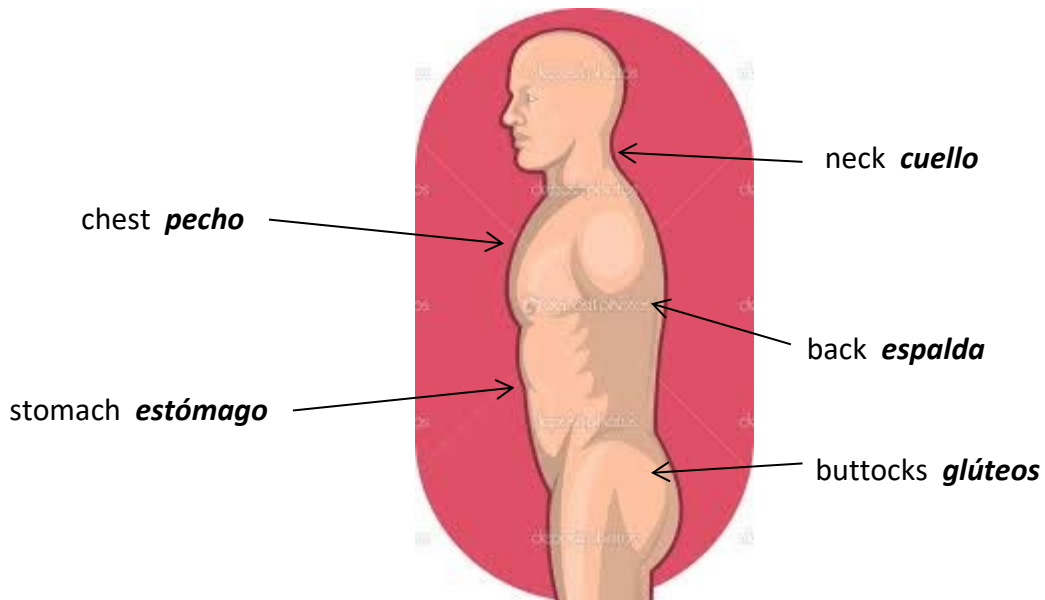
Other Parts of the Hand- Otras Partes de la Mano

knuckle	nudillo	nail	uña	fist	puño
hangnail	padraastro	cuticle	cutícula		

Foot- Pie



Other Parts of the Body *Otras Partes del Cuerpo*




Organs- Los Órganos

organs	órganos	liver	hígado	skin	piel
brain	cerebro	uterus	útero	blood	sangre
heart	corazón	ovaries	ovarios	muscle	músculo
lungs	pulmones	penis	pene	bones	huesos
kidneys	riñones	vagina	vagina	intestines	intestinos
bladder	vejiga	testicles	testículos		


INJURIES AND ILLNESSES

(LESIONES Y ENFERMEDADES)

Common Injuries **Lesiones Comunes**

sprained ankle	tobillo torcido		fractured foot	pie fracturado
broken leg	pierna rota		dislocated toe	dedo del pie dislocado
bruised shin	espinilla agullada		concussion	conmoción cerebral
swollen hand	mano hinchada		cut finger	dedo cortado
sore wrist	dolor de la muñeca			

Illnesses **Enfermedades**

cold	resfriado		cancer	cáncer
flu	gripe		heart disease	cardiopatía
virus	virus		diabetes	diabetes
infection	infección		high blood pressure	hipertensión
bacteria-	bacteria			

Symptoms **Síntomas**

cough	tos		fever	fiebre
sneeze	estornudar		vomit	vómito
sore throat	dolor de garganta		chills	escalofríos
stomachache	dolor de estómago		dizzy	mareado

Accidents **Accidentes**

fall	caída
slip	resbalón
kick	patada
cut	cortadura
hit	golpe



car accident	accidente en auto
crush	apretón
pass out	desmayo
hurt oneself	lastimarse

Other Useful Vocabulary **Otro Vocabulario Útil**

sick	enfermo
appointment	cita
medicine	medicina
temperature	temperatura



rest	descansar
doctor	doctor
hospital	hospital
prescription	receta

Here are some useful phrases that can help you if your employee experiences a medical emergency, or if he or she asks you to make a doctor's appointment:

What happened? **¿Qué pasó?**

What injuries do you have? **¿Qué lesiones tienes?**

Are you hurt? **¿Te lastimaste?**

Do you need to go to the hospital? **¿Necesitas ir al hospital?**

Did this injury happen at home or at work? **¿Te lastimaste en la casa o en el trabajo?**

Are you sick? **¿Estás enfermo?**

What symptoms do you have? **¿Qué síntomas tienes?**

Do you want me to make a doctor's appointment for you?
¿Quieres que te haga una cita con el doctor?

When are you available? **¿Cuándo estás disponible?**

In some parts of New York State, there are migrant health clinics that may be able to provide free or low-cost services to your employees if they qualify.

Oak Orchard Health Clinic (Covers parts of Western NY): **585-637-3905**

Finger Lakes Migrant Health (Covers parts of Central and Western NY): **1-800-724-0862**

If you live outside of these areas, call the "Call for Health" hotline to find the closest free or low-cost health clinic to your location: **1-800-377-9968**

If your employee is experiencing an emergency, call **911** immediately.

Answer Key

Greetings

How would you greet your employees? (page 4)

1. Buenos días
2. Buenas tardes
3. Buenas noches
4. Buenos días
5. Buenas tardes

Numbers on the Farm

How do you say these cow numbers in Spanish? (page 7)

1. 2436- Vaca veinticuatro treinta y seis, or Vaca dos mil cuatrocientos treinta y seis
2. 322- Vaca tres veintidós, or Vaca trescientos veintidós
3. 4515- Vaca cuarenta y cinco quince, or Vaca cuatro mil quinientos quince

Ordinal Numbers

Write the ordinal number beneath each field in the order they were planted in. (page 8)

1. Maple Road Field- tercero
2. Big Field- primero
3. Baker Field- cuarto
4. Small Field- segundo

Write the ordinal number beneath each person in the order they will go to the store. (page 8)

1. Manuel- segundo
2. Marisol- primera
3. Roberto- tercero

Job Application

Can you figure out the new employee's name, work experience, and how long he is planning on working for you? (page 15)

1. Name- Eladio
2. Work Experience- three years (tres años)
3. Length of Employment- two or three years (dos o tres años)

Food

What color are the fruits and vegetables? (page 18)

Roja (Red) 5- tomate, manzana, fresa, cereza, frambuesa (*also could be uvas*)

Verde (Green) 3 - apio, pepino, espárragos (*also could be uvas and manzana*)

Amarillo (Yellow) 5 – banana, pina, maiz, limon amarillo, calabaza

Anaranjado (Orange) 3- zanahoria, naranja, calabaza

Morado (Purple) 2– uvas, ciruela

Tools

What tool(s) do you give your employee to fix the problem? (page 23)

1. Martillo y clavos, or taladro o destornillador y tornillos
2. Motosierra or hacha
3. Destornillador or llave

Calendars

Answer questions about the calendar using the correct date in Spanish. (page 25)

1. Es el domingo, 10 de noviembre
2. Es el sábado, 2 de noviembre
3. Es el martes, 5 de noviembre
4. Es el viernes, 29 de noviembre

Telling Time

What time is it? (page 26)

Left Column:

1. Son las cinco en punto.
2. Son las ocho en punto.
3. Son las doce en punto

Right Column:

1. 10:00
2. 7:00
3. 4:00

What time is it? (page 27)

Left Column:

1. Son las dos y cuarto.
2. Son las doce y cuarto.
3. Son las ocho menos cuarto.
4. Son las nueve y media.

Right Column:

1. 7:30
2. 4:30
3. 11:45
4. 5:15

Around the House

Write the names of the rooms in Spanish. (page 30)

1. Cuarto de baño
2. Dormitorio
3. Sala
4. Cocina

Prepositions

Answer each question that begins with "Donde están" (page 31)

1. Encima de la mesa.
2. Debajo de la gallina.
3. Al lado del cobertizo de maquinaria.
4. En frente del corral.

Parts of the Body

Write the Spanish name for each part of the head. (page 32)

Starting upper left and going clockwise:

1. cabello
2. ceja
3. ojo
4. mejilla
5. barbilla
6. nariz

Write the Spanish name for each part of the mouth (page 33)

1. labios
2. lengua
3. dientes
4. encías
5. garganta

Write the Spanish name for each part of the hand (page 34)

- a) dedo medio
- b) dedo anular
- c) pulgares
- d) meñique